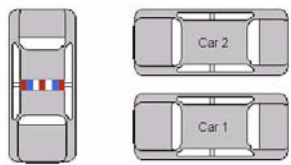
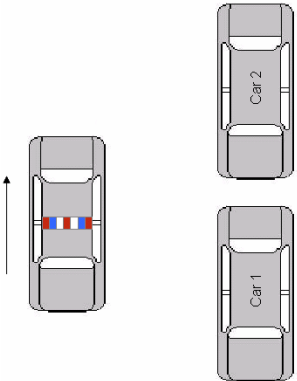
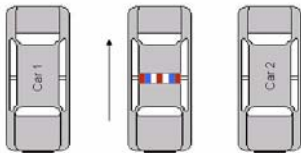
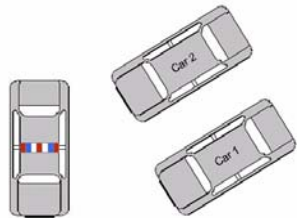
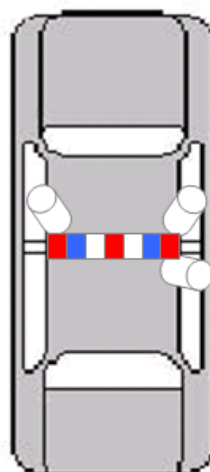


PAGIS USE CASE MATRIX

License Plate Capture Scenario	Perpendicular Parked Car	Parallel Parked Car	In-Traffic Adjacent Lane Monitoring	Angled Parked Car
Camera Lens Configuration (IR/Color Overview)	8mm/6mm	16mm/12mm	25mm/12mm	16mm/12mm
				

Camera 1
Adjacent Lane



Camera 2
Adjacent Lane
Parallel Parked
Perpendicular Parked

Camera 3
Parallel Parked
Perpendicular Parked
Angled Parked